



財團法人  
博幼社會福利基金會  
BOYO SOCIAL WELFARE FOUNDATION

# Boyo



# Fun English 400 Words



博幼基金會 編著





## Table of Contents

LESSONS	LIST OF THE WORDS
Lesson 1	I 、 you 、 he 、 she 、 it 、 we 、 they 、 boy 、 girl 、 baby 、 a ( an ) 、 the 、 this 、 that 、 these 、 those 、 be ( am/is/are ) 、 do ( does/did )  P1
Lesson 2	father ( dad/daddy ) 、 mother ( mom/mommy ) 、 son 、 daughter 、 grandmother 、 grandfather 、 brother 、 sister  P6
Lesson 3	zero 、 one 、 two 、 three 、 four 、 five 、 six 、 seven 、 eight 、 nine 、 ten 、 eleven 、 twelve  P9
Lesson 4	school 、 class 、 student 、 teacher 、 friend 、 book 、 chair 、 desk 、 table 、 pen 、 pencil 、 ruler 、 eraser 、 marker 、 box 、 pencil box 、 map  P12
Lesson 5	color 、 red 、 green 、 blue 、 yellow 、 pink 、 black 、 white  P17
Lesson 6	face 、 eye 、 nose 、 ear 、 mouth 、 head 、 hair 、 hand 、 leg  P21
Lesson 7	cat 、 dog 、 bird 、 bear 、 duck 、 chicken 、 mouse 、 pig  P25
Lesson 8	rabbit 、 fox 、 lion 、 tiger 、 sheep 、 monkey 、 elephant 、 horse  P28
Lesson 9	frog 、 ant 、 bee 、 snake 、 pet 、 animal  P31
Lesson 10	my 、 your 、 his 、 her 、 its 、 our 、 their 、 yes 、 no 、 not 、 O.K.  P34
Lesson 11	doctor 、 nurse 、 singer 、 actor 、 cook 、 driver 、 engineer 、 farmer 、 worker 、 name 、 Mr. 、 Mrs.  P39
Lesson 12	fruit 、 apple 、 pear 、 peach 、 grape 、 banana  P42
Lesson 13	water 、 milk 、 Coke 、 juice 、 coffee 、 tea  P45
Lesson 14	egg 、 cake 、 fish 、 rice 、 breakfast 、 lunch 、 dinner  P48
Lesson 15	eat 、 drink 、 sleep 、 read 、 play 、 go  P51
Lesson 16	like 、 listen 、 music 、 movie 、 comic book 、 computer  P54
Lesson 17	bus 、 car 、 bike ( bicycle ) 、 taxi 、 train 、 ship  P57





A



B



## Table of Contents

LESSONS	LIST OF THE WORDS	
Lesson 18	call 、 open 、 close 、 see 、 look 、 watch	P60
Lesson 19	tall 、 long 、 short 、 big 、 small 、 good 、 bad	P63
Lesson 20	nice 、 happy 、 sad 、 fat 、 thin 、 strong	P66
Lesson 21	cute 、 sick 、 tired 、 angry 、 hungry 、 thirsty	P69
Lesson 22	aunt 、 uncle 、 cousin 、 parent 、 family 、 live	P72
Lesson 23	food 、 beef 、 pork 、 soup 、 hot dog 、 sandwich 、 tomato 、 orange 、 vegetable	P75
Lesson 24	bread 、 pie 、 pizza 、 ice cream 、 candy 、 cookie 、 hamburger	P78
Lesson 25	swim 、 dance 、 run 、 jump 、 sing 、 fly 、 can 、 have	P81
Lesson 26	ride 、 drive 、 walk 、 take 、 write 、 study 、 do 、 make	P84
Lesson 27	game 、 computer game 、 card 、 piano 、 guitar 、 song	P87
Lesson 28	ball 、 baseball 、 basketball 、 soccer 、 kite 、 doll	P90
Lesson 29	spring 、 summer 、 fall 、 winter 、 sun 、 moon 、 star	P93
Lesson 30	rain 、 hot 、 cold 、 sunny 、 rainy 、 cloudy 、 windy 、 warm 、 cool 、 weather	P96
Lesson 31	who 、 what 、 when 、 how 、 where 、 which 、 here 、 there	P99
Lesson 32	in 、 on 、 at 、 from 、 under 、 out 、 outside 、 by 、 for 、 to 、 with 、 and 、 but	P102
Lesson 33	clothes 、 coat 、 jacket 、 pants 、 T-shirt 、 shorts	P105
Lesson 34	skirt 、 shirt 、 dress 、 sock(s) 、 shoe(s) 、 comb 、 bag 、 hat 、 umbrella	P108



LESSONS	LIST OF THE WORDS	
Lesson 35	body 、 tooth(teeth) 、 back 、 neck 、 lip(s) 、 finger 、 foot	 P111
Lesson 36	day 、 Monday 、 Tuesday 、 Wednesday 、 Thursday 、 Friday 、 Saturday 、 Sunday 、 week 、 weekend 、 month 、 year	 P114
Lesson 37	morning 、 afternoon 、 evening 、 night 、 today 、 tonight 、 tomorrow 、 yesterday 、 time 、 o'clock 、 a.m.(A.M.) 、 p.m.(P.M.) 、 now 、 last 、 late 、 next	 P118
Lesson 38	classroom 、 classmate 、 blackboard 、 notebook 、 paper 、 picture 、 English 、 Chinese 、 math 、 PE	 P121
Lesson 39	hi 、 hello 、 good-bye 、 speak 、 say 、 ask 、 answer 、 talk 、 question 、 draw	 P124
Lesson 40	wear 、 clean 、 wash 、 meet 、 come 、 want 、 help 、 use	 P127
Lesson 41	new 、 old 、 fast 、 slow 、 beautiful 、 handsome 、 smart 、 fine 、 fun 、 great 、 boring 、 some 、 very 、 too	 P130
Lesson 42	house 、 living room 、 kitchen 、 bedroom 、 bathroom 、 door 、 home 、 room 、 wall 、 bed 、 toy	 P133
Lesson 43	window 、 TV ( television ) 、 telephone 、 fan 、 sofa 、 key 、 dish 、 bowl 、 chopsticks 、 cup 、 glass	 P137
Lesson 44	zoo 、 park 、 farm 、 store 、 bookstore 、 hospital 、 bank 、 library 、 supermarket	 P140
Lesson 45	Taiwan 、 America 、 flower 、 tree 、 trip 、 dream 、 MRT 、 hundred 、 dollar	 P143





# Lesson 1




## 認識單字




1.

**I** 我




2.

**you** 你 ; 你們



3.

**he** 他




4.

**she** 她



5.

**it** 牠 ; 它




6.

**we** 我們



7. **they** 他們



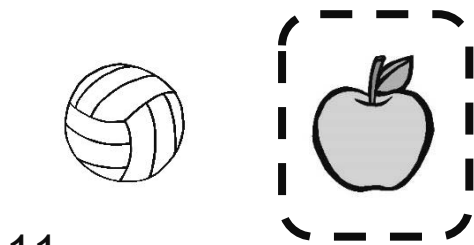
8. **boy** 男孩



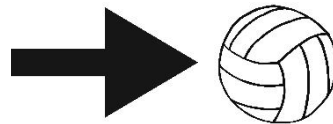
9. **girl** 女孩




10. **baby** 嬰兒




11. **a** (ball) / **an** (apple) 一個




12. **the** (ball) 這 ; 那



13. **this** 這



14. **that** 那



15.

**these** 這些



16.

**those** 那些



其他單字說明

**17. be**(am, is, are) : 是 , 成為

**18. do** : 助動詞 (用於第一、第二人稱)

(does 用於第三人稱單數)

(did 是 do、does 的過去式)



單字唸唸看

1. **I** [aɪ]

3. **he** [hi]

5. **it** [ɪt]

7. **they** [ðeɪ]

9. **girl** [gɜ:l]

11. **a** [ə]

13. **this** [ðɪs]

15. **these** [ði:z]

17. **be** [bi]

2. **you** [ju]

4. **she** [ʃi]

6. **we** [wi]

8. **boy** [bɔɪ]

10. **baby** [ˈbeɪ]

12. **the** [ðə]

14. **that** [ðæt]

16. **those** [ðo:z]

18. **do** [du]








依序完成單字填空

1.



(他)

\_\_\_e

2.



(它)

\_\_\_t


3.



(她)

\_\_\_ \_e


4.



(我)

\_\_\_


5.



(你)

\_\_\_ou


6.



(我們)

\_\_\_e


7.



(他們)

\_\_\_ \_\_ey

8.



(你們)

\_\_\_ou




I can read! 將你會唸的字讀出並打勾

- I    you    he    she    it    we    they    boy  
 girl    baby    a/an    the    this    that    these  
 those    be (am, is, are)    do (does, did)

# Lesson 2



## 認識單字



19.

**father**(dad, daddy) 爸爸



20.

**mother**(mom, mommy) 媽媽



21.

**son** 兒子



22.

**daughter** 女兒




23.

**grandmother** 祖母 ; 外祖母



24.

**grandfather** 祖父 ; 外祖父



25. **brother** 哥哥、弟弟

26. **sister** 姊姊、妹妹



單字唸唸看



19. **father** ['fɑðə]

20. **mother** ['mʌðə]

21. **son** [sʌn]

22. **daughter** ['dɔ:tə]

23. **grandmother**  
[ˈgrænd,mʌðə]


24. **grandfather**  
[ˈgrænd,fɑðə]

25. **brother** ['brʌðə]

26. **sister** ['sɪstə]



根據圖片重新正確排列每一題的字母，拼出正確的單字。





- 1 \_\_\_\_\_
- 3 \_\_\_\_\_
- 5 \_\_\_\_\_

- 2 \_\_\_\_\_
- 4 \_\_\_\_\_



摹寫下列句子

1. I am the daughter.


2. He is the son.






I can read! 將你會唸的字讀出並打勾


- father (dad, daddy)     mother (mom, mommy)     son
- daughter     grandmother     grandfather     brother
- sister


# Lesson 3


27.   
**zero** 零


28.   
**one** 一


29.   
**two** 二


30.   
**three** 三


31.   
**four** 四


32.   
**five** 五


33.   
**six** 六


34.   
**seven** 七

35.   
**eight** 八

36.   
**nine** 九

37.   
**ten** 十

38.   
**eleven** 十一

39.   
**twelve** 十二



單字唸唸看



27. **zero** [ˈziro]

28. **one** [wʌn]

29. **two** [tu]

30. **three** [θri]

31. **four** [for]

32. **five** [faɪv]

33. **six** [sɪks]

34. **seven** [ˈsevn]

35. **eight** [et]

36. **nine** [naɪn]

37. **ten** [tɛn]

38. **eleven** [ɪˈlevn]

39. **twelve** [twelv]



聽完老師唸出下列詞組，再依序完成單字填空

1.




\_\_w\_\_ boys

2.



\_\_i\_\_e books

3.




\_\_i\_\_e cats

4.



\_\_ \_ \_\_ee desks

5.



\_\_i\_\_e dogs



摹寫下列句子

1. three sons

--

2. ten brothers

--



I can read! 將你會唸的字讀出並打勾

zero    one    two    three    four    five    six


seven    eight    nine    ten    eleven    twelve



# Lesson 4



## 認識單字



40.

**school** 學校



41.

**class** 班級；課程



42.

**student** 學生



43.

**teacher** 老師




44.

**friend** 朋友



45.


**book** 書



46.  
**chair** 椅子



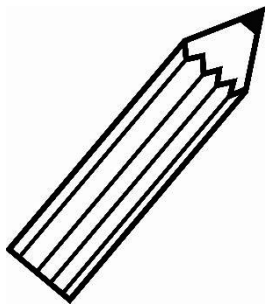
47.  
**desk** 書桌



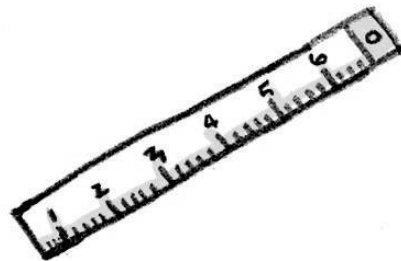
48.  
**table** 桌子



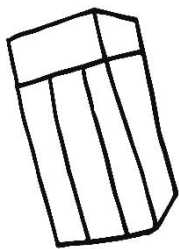
49.  
**pen** 筆




50.  
**pencil** 鉛筆



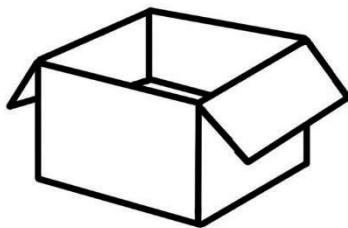
51.  
**ruler** 尺



52.  
**eraser** 橡皮擦

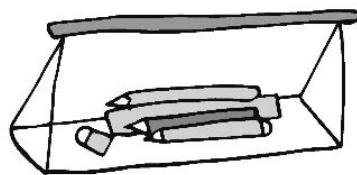


53.  
**marker** 麥可筆



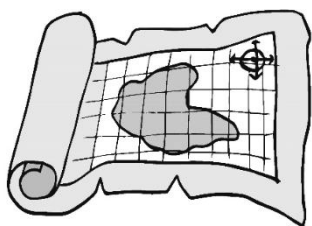
54.

**box** 盒子 ; 箱子



55.

**pencil box** 鉛筆盒



56.

**map** 地圖



單字唸唸看

40. **school** [skul]

42. **student** [ˈstju:dnt]

44. **friend** [frɛnd]

46. **chair** [tʃɛr]

48. **table** [ˈteɪbəl]

50. **pencil** [ˈpɛnsəl]

52. **eraser** [ɪˈresə]

54. **box** [baks]

56. **map** [mæp]

41. **class** [klæs]

43. **teacher** [ˈti:tʃə]

45. **book** [bʊk]

47. **desk** [dɛsk]

49. **pen** [pɛn]

51. **ruler** [ˈru:lə]

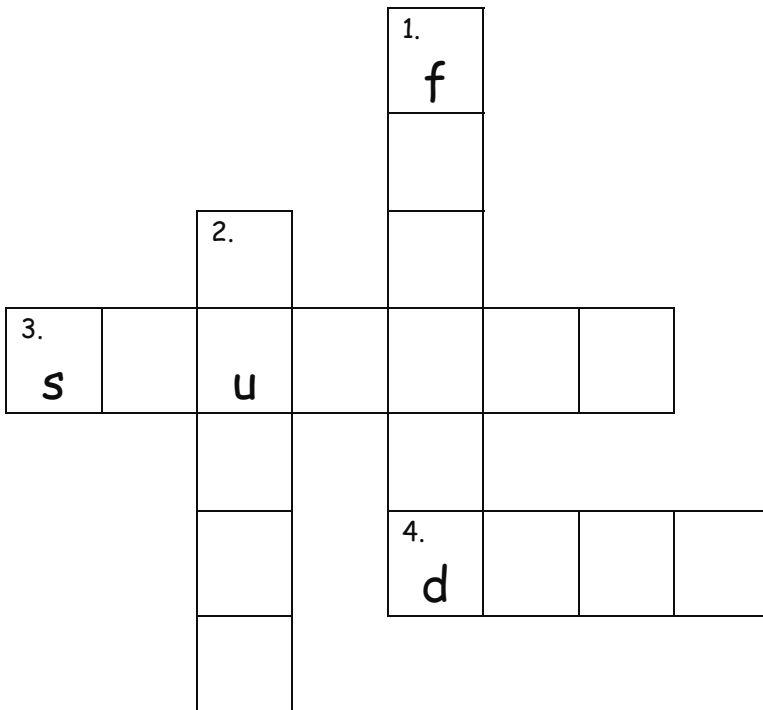
53. **marker** [ˈmɑ:kə]

55. **pencil box** [ˈpɛnsəl baks]





老師會依照提示唸出單字，請你填入正確的字母



直向

- 1. We are f\_\_\_\_\_s(朋友).
- 2. It is a \_\_u\_\_\_\_\_ (尺).

橫向

- 3. He is a s\_\_u\_\_\_\_\_ (學生).
- 4. It is a d\_\_\_\_\_ (書桌).



寫出句子，再將你所寫的句子唸給大家聽

1.




我是一位學生。

I \_\_\_\_\_ a \_\_\_\_\_.

2.


我們是朋友。



We \_\_\_\_\_ \_\_\_\_\_ s.

3.

她是一個老師。



S \_ \_ is a \_ \_ \_ \_ \_ .



摹寫下列句子

1. It is a box.

Handwriting practice lines for the sentence 'It is a box.'

2. That is an eraser.

Handwriting practice lines for the sentence 'That is an eraser.'

3. He is my teacher.

Handwriting practice lines for the sentence 'He is my teacher.'



I can read! 將你會唸的字讀出並打勾

- school    class    student    teacher    friend
- book    chair    desk    table    pen    pencil
- ruler    eraser    marker    box    pencil box
- map

# Lesson 5




## 認識單字




57.  
**color** 顏色


(按照單字塗上顏色)




58.  
**red** 紅色




59.  
**green** 綠色




60.  
**blue** 藍色



61.  
**yellow** 黃色




62.  
**pink** 粉紅色



63.

**black** 黑色



64.

**white** 白色



單字唸唸看

57. **color** [ˈkʌlə]

59. **green** [grɪn]

61. **yellow** [ˈjɛlə]

63. **black** [blæk]

58. **red** [rɛd]

60. **blue** [blu]


62. **pink** [pɪŋk]

64. **white** [hwaɪt]




依照句子塗上正確的顏色


1. It is yellow.




2. It is red.



3. It is pink.





4. It is white.



唸出第一部分的句子，再完成第二部份的句子填空

(一)

What color is it?



It is red.



What color is it?



It is blue.





(二) 句子填空：看圖回答問題，並與同學對話練習

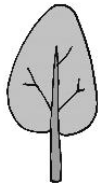
1.



What color is it?

It is \_\_\_\_\_.

2.



What color is it?

It \_\_\_\_\_.



摹寫下列句子

1. It is red.


2. It is a red pen.


3. It is a green marker.





I can read! 將你會唸的字讀出並打勾

- color    red    green    blue    yellow    pink  
 black    white


# Lesson 6




## 認識單字



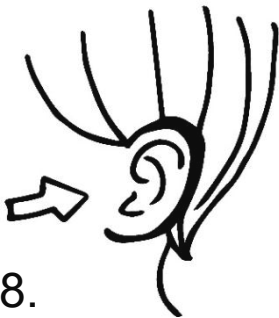
65. **face** 臉



66. **eye** 眼睛




67. **nose** 鼻子



68. **ear** 耳朵



69. **mouth** 嘴巴



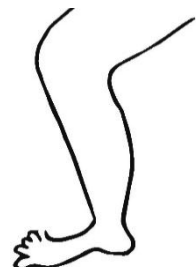
70. **head** 頭



71. **hair** 頭髮



72. **hand** 手



73. **leg** 腿



單字唸唸看

65. **face** [fes]

66. **eye** [aɪ]

67. **nose** [noz]

68. **ear** [ɪr]

69. **mouth** [maʊθ]

70. **head** [hed]

71. **hair** [hɛr]

72. **hand** [hænd]

73. **leg** [leg]



唸出下列句子，並將符合句子描述的圖片連起來

1. I have a face. ●



2. I have a mouth. ●




3. I have two eyes. ●



4. I have two ears. ●



5. I have a nose. ●





唸出第一部分的句子，再完成第二部份的句子填空

(一)

How many ears do you have?



I have two ears.



How many hands does he have?



He has two hands.



(二)

1



How many noses do you have? (以自身狀況回答)

I have \_\_\_\_\_.

2.



How many eyes does your brother have?

\_\_\_\_\_ has \_\_\_\_\_.



單字填空：聽老師唸過單字一次後，填入單字的字首

1.



\_\_and

2.



l\_g

3.



\_\_air

4.



\_\_ead

5.



\_\_ \_e

6.



m\_\_ \_th



摹寫下列句子

1. I have a face.

Handwriting practice lines for the sentence "I have a face."

2. I have two ears.

Handwriting practice lines for the sentence "I have two ears."

3. How many hands do you have?

Handwriting practice lines for the sentence "How many hands do you have?"

4. I have two hands.

Handwriting practice lines for the sentence "I have two hands."




I can read! 將你會唸的字讀出並打勾

- face    eye    nose    ear    mouth    head
- hair    hand    leg

# Lesson 7



## 認識單字




74.

**cat** 貓




75.

**dog** 狗




76.

**bird** 鳥




77.

**bear** 熊




78.

**duck** 鴨




79.

**chicken** 雞



80. **mouse** 老鼠



81. **pig** 豬



單字唸唸看

74. **cat** [kæt]

75. **dog** [dɒg]

76. **bird** [bɜ:d]

77. **bear** [ber]

78. **duck** [dʌk]

79. **chicken** [ˈtʃɪkɪn]

80. **mouse** [maʊs]

81. **pig** [pɪg]



唸出第一部分的句子，再完成第二部份的句子填空

(一)



What do you see?

I see a bird.




What does he see?

He sees a duck.



(二) 句子填空：看圖回答問題，並與同學對話練習




What do you see?

I see \_\_\_\_\_.



What do you see?

\_\_\_\_\_.



What do you see?

\_\_\_\_\_.



摹寫下列句子

1. It is a bird.

<div style="position: absolute; top: 5px; left: 5px; width: 90%; border-top: 1px dashed black;"></div>
--------------------------------------------------------------------------------------------------------

2. I have two dogs.

<div style="position: absolute; top: 5px; left: 5px; width: 90%; border-top: 1px dashed black;"></div>
--------------------------------------------------------------------------------------------------------

3. She has three cats.

<div style="position: absolute; top: 5px; left: 5px; width: 90%; border-top: 1px dashed black;"></div>
--------------------------------------------------------------------------------------------------------



I can read! 將你會唸的字讀出並打勾


- cat    dog    bird    bear    duck    chicken  
 mouse    pig



# Lesson 8



## 認識單字



82.

**rabbit** 兔子



83.

**fox** 狐狸




84.

**lion** 獅子



85.

**tiger** 老虎



86.

**sheep** 羊




87.

**monkey** 猴子



88. **elephant** 大象



89. **horse** 馬



單字唸唸看

82. **rabbit** [ˈræbɪt]

84. **lion** [ˈlaɪən]

86. **sheep** [ʃi:p]

88 **elephant** [ˈɛləfənt]

83. **fox** [fɒks]

85. **tiger** [ˈtaɪgə]

87. **monkey** [ˈmʌŋki]

89. **horse** [hɔ:rs]



唸出下列句子，並將符合圖片內容的句子連起來

1. I see a duck. ●

2. I see a rabbit. ●

3. I see a tiger. ●

4. I see a lion. ●

5. I see a fox. ●





句子填空：看圖回答問題，並與同學對話練習

1.



What do you see?

I see \_\_\_\_\_.


2.



What do you see?

\_\_\_\_\_.

3.



What do you see?

\_\_\_\_\_.



摹寫下列句子

1. I see a fox.

Handwriting practice lines for the sentence 'I see a fox.'

2. I have two sheep.

Handwriting practice lines for the sentence 'I have two sheep.'

3. She has three monkeys.

Handwriting practice lines for the sentence 'She has three monkeys.'




I can read! 將你會唸的字讀出並打勾

- rabbit     fox     lion     tiger     sheep
- monkey     elephant     horse

# Lesson 9




## 認識單字




90.

**frog** 青蛙




91.

**ant** 螞蟻



92.

**bee** 蜜蜂




93.

**snake** 蛇



94.

**pet** 寵物



95.

**animal** 動物



單字唸唸看

90. **frog** [frag]

92. **bee** [bi]

94. **pet** [pet]


91. **ant** [ænt]

93. **snake** [snek]

95. **animal** [ˈænəmə!]



數一數圖片裡的動物，並完成句子。



EX : I see a frog.

1. I see \_\_\_\_\_.

2. I \_\_\_\_\_.

3. \_\_\_\_\_.


4. \_\_\_\_\_.

5. \_\_\_\_\_.



依據下面提示寫出正確的單字

	1. s		2. p
	3. a		
4. b			



摹寫下列句子

1. What do you see?


2. I see a lion.


3. She sees a horse.




I can read! 將你會唸的字讀出並打勾

- frog  
  ant  
  bee  
  snake  
  pet  
  animal


# Lesson 10




## 認識單字




96.  
**my** 我的



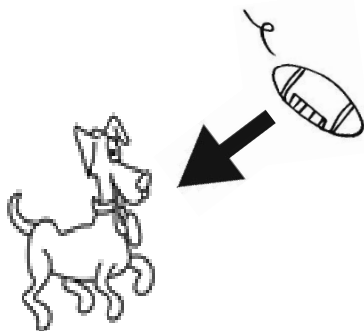
97.  
**your** 你的




98.  
**his** 他的




99.  
**her** 她的



100.  
**its** 牠的




101.  
**our** 我們的



102.  
**their** 他們的




103.  
**yes** 是



104.  
**no** 不

其他單字說明



105. **not** : 不

106. **O.K.** : 好



單字唸唸看

96. **my** [maɪ]

98. **his** [hɪz]

100. **its** [ɪts]

102. **their** [ðeɪr]

104. **no** [no]

106. **O.K.** [ˈoʊkeɪ]

97. **your** [jʊə]

99. **her** [hɜː]

101. **our** [ˈaʊr]

103. **yes** [jɛs]

105. **not** [nɒt]



看圖填入所有格

my	your	his
her	their	Amy's

Ex:



我的貓



My cat.

1.



他的袋子



\_\_\_\_\_ bag

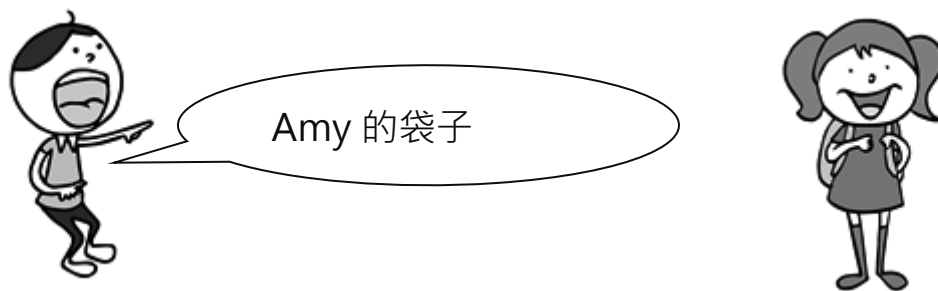


2.



\_\_\_\_\_ dog

3.



\_\_\_\_\_ bag

4.



\_\_\_\_\_ cat

5.



\_\_\_\_\_ dog



看圖填空

Ex1.



牠是我的貓。

It is my cat.

1.



這是他兒子的書。

It \_\_\_\_\_ book.

2.



他是我們的朋友。

He \_\_\_\_\_ friend.

3.



你是 Amy 的朋友。

You \_\_\_\_\_ friend.


4.



牠是我媽媽的貓。

It \_\_\_\_\_ cat.


5.



這是牠的球。

This \_\_\_\_\_ ball.

6.



那是我妹妹的鉛筆。

That \_\_\_\_\_  
pencil.



摹寫下列句子

1. She is my sister.

\_\_\_\_\_

2. It is my book.

\_\_\_\_\_

3. He is her son.

\_\_\_\_\_

4. It is her pen.

\_\_\_\_\_



I can read! 將你會唸的字讀出並打勾

- my     your     his     her     its     our  
 their     yes     no     not     O.K.


# Lesson 11



## 認識單字



107. **doctor** 醫生



108. **nurse** 護士



109. **singer** 歌手



110. **actor** 演員



111. **cook** 廚師



112. **driver** 駕駛員



113. **engineer** 工程師




114. **farmer** 農夫



115. **worker** 工人

其他單字說明



116. **name** : 名字

117. **Mr.** : 先生

118. **Mrs.** : 太太



單字唸唸看

107. **doctor** [ˈdɒktə]

108. **nurse** [nɜːs]

109. **singer** [ˈsɪŋə]

110. **actor** [ˈæktə]

111. **cook** [kʊk]

112. **driver** [ˈdraɪvə]

113. **engineer** [ˌendʒəˈnɪr]

114. **farmer** [ˈfɑːmə]

115. **worker** [ˈwɜːkə]

116. **name** [neɪm]

117. **Mr.** [ˈmɪstə]

118. **Mrs.** [ˈmɪsɪz]



唸出第一部分的句子，再完成第二部份的句子填空


(一)



What do you do?



I am a doctor.



What does she do?



She is a singer.



(二)

1.



What do you do? (以自身狀況回答)

I am \_\_\_\_\_.

2.



What does your father do?

\_\_\_\_\_ is \_\_\_\_\_.

3.



What does he do?

\_\_\_\_\_ is \_\_\_\_\_.

4.



What does she do?

\_\_\_\_\_ is \_\_\_\_\_.



摹寫下列句子

1. What does she do?

--

2. She is a singer.

--

3. My father is a farmer.

--



I can read! 將你會唸的字讀出並打勾

doctor    nurse    singer    actor    cook    driver

engineer    farmer    worker    name    Mr.    Mrs.

# Lesson 12




## 認識單字




119.

**fruit** 水果




120.

**apple** 蘋果




121.

**pear** 梨子




122.

**peach** 桃子



123.

**grape** 葡萄



124.

**banana** 香蕉



單字唸唸看



119. **fruit** [frut]

120. **apple** [ˈæp!]

121. **pear** [pɛr]

122. **peach** [pitʃ]


123. **grape** [gɹep]

124. **banana** [bəˈnænə]




唸出第一部分的句子，再完成第二部份的句子填空

(一)




What fruit do you like?

I like apples.  




What fruit does he like?



He likes bananas.  




(二)

1.  What fruit do you like? (以自己的經驗回答。)

I like \_\_\_\_\_.

2.  What fruit does your teacher like?

\_\_\_\_\_ likes \_\_\_\_\_.





根據提示完成句子填空 (請用複數表示)

apple	banana	pear
grape	peach	

**I like ...**

EX : I like apples.

1. I like \_\_\_\_\_.
2. I \_\_\_\_\_.
3. \_\_\_\_\_.
4. \_\_\_\_\_.



摹寫下列句子

1. I like pears.

---



---

2. I like grapes.

---



---



I can read! 將你會唸的字讀出並打勾

- fruit   
  apple   
  pear   
  peach   
  grape  
 banana

# Lesson 13



## 認識單字



125.

**water** 水



126.

**milk** 牛奶



127.

**Coke** 可口可樂



128.

**juice** 果汁



129.

**coffee** 咖啡



130.

**tea** 茶



單字唸唸看



125. **water** [ˈwɔtə]

126. **milk** [mɪlk]

127. **Coke** [kɒk]



128. **juice** [dʒus]

129. **coffee** [ˈkɒfi]

130. **tea** [ti]



根據圖片重新正確排列每一題的字母並拼出正確的單字



- 1 \_\_\_\_\_
- 3 \_\_\_\_\_
- 5 \_\_\_\_\_

- 2 \_\_\_\_\_
- 4 \_\_\_\_\_



唸出第一部分的句子，再完成第二部份的句子填空

(一)

What do you like?

I like juice.



What does she like?



She likes Coke.



(二)

1.



What do you like? (以自己的經驗回答。)

I like \_\_\_\_\_.

2.



What does your mother like?

\_\_\_\_\_ likes \_\_\_\_\_.



摹寫下列句子

1. My mother likes coffee.

Handwriting practice lines for the sentence "My mother likes coffee."

2. I like juice.

Handwriting practice lines for the sentence "I like juice."




I can read! 將你會唸的字讀出並打勾

- water     milk     Coke     juice     coffee     tea

# Lesson 14




## 認識單字




131.  
**egg** 蛋 ; 雞蛋



132.  
**cake** 蛋糕



133.  
**fish** 魚 ; 魚肉



134.  
**rice** 米 ; 米飯



135.  
**breakfast** 早餐



136.  
**lunch** 午餐



137.  
**dinner** 晚餐



單字唸唸看



131. **egg** [ɛg]

132. **cake** [kek]

133. **fish** [fɪ]

134. **rice** [raɪs]

135. **breakfast** [ˈbrɛkfəst]

136. **lunch** [lʌntʃ]


137. **dinner** [ˈdɪnə]




唸出第一部分的句子，再完成第二部份的句子填空

(一)

What do you like?



I like fish.



What does she like?



She likes eggs.



(二)

1.



What do you like? (以自己的經驗回答)

I like \_\_\_\_\_.

2.



What does your brother like?

\_\_\_\_\_.



連連看，把與單字相符的圖片連起來

1.



•

2.



•

3.



•

4.



•

5.



•

•

cake

•

rice

•

lunch

•

breakfast

•

egg



摹寫下列句子

1. I like fish.

Handwriting practice lines for the sentence "I like fish."

2. My sister likes rice.

Handwriting practice lines for the sentence "My sister likes rice."

3. We like juice.

Handwriting practice lines for the sentence "We like juice."



I can read! 將你會唸的字讀出並打勾

- egg     cake     fish     rice     breakfast
- lunch     dinner

# Lesson 15



## 認識單字



138.  
**eat** 吃



139.  
**drink** 喝 ; 飲料




140.  
**sleep** 睡



141.  
**read** 讀 ; 閱讀



142.  
**play** 玩



143.  
**go** 去





單字唸唸看



138. **eat** [it]

139. **drink** [drɪŋk]

140. **sleep** [slip]

141. **read** [rid]

142. **play** [ple]

143. **go** [go]



寫出正確的動詞


eat	read	drink	go
-----	------	-------	----

1. 他們每天吃晚餐。They \_\_\_\_\_ dinner every day.
2. 她每天讀書。She \_\_\_\_\_s books every day.
3. 他每天上學。He \_\_\_\_\_es to school every day.
4. 我每天喝牛奶。I \_\_\_\_\_ milk every day.



聽完老師唸出的下列詞組，再依序完成單字填空

Ex:



a bird

1.



r \_ \_ d \_ \_ oo \_ s

2.



dr\_\_k \_\_o\_\_e

3.




\_\_t \_\_i\_\_er

4.



g\_\_ \_\_o\_\_ \_\_oo\_\_

5.



ea\_\_ \_\_u\_\_



摹寫下列句子

1. We eat dinner.

Handwriting practice lines for the sentence "We eat dinner."

2. He drinks milk.

Handwriting practice lines for the sentence "He drinks milk."




I can read! 將你會唸的字讀出並打勾

- eat     drink     sleep     read     play     go

# Lesson 16



## 認識單字



144.

**like** 喜歡




145.

**listen** 聽



146

**music** 音樂



147.

**movie** 電影



148.

**comic book** 漫畫書



149.

**computer** 電腦



單字唸唸看



144. **like** [laɪk]

145. **listen** [ˈlɪsn]

146. **movie** [ˈmuvi]

147. **music** [ˈmjuzɪk]

148. **comic book** [ˈkɑmɪk bʊk]

149. **computer** [kəmˈpjutə]



看圖填空

EX.



牠喜歡喝水。

It likes to drink water.

1.



他喜歡音樂。

He \_\_\_\_\_ s m \_\_\_\_\_.

2.



我哥哥不喜歡漫畫書。

My brother doesn't \_\_\_\_\_

c \_\_\_\_\_ b \_\_\_\_\_ s.

3.



他們喜歡電影。

They l \_\_\_\_\_ m \_\_\_\_\_ s.

4.



他喜歡狗。



He \_\_\_\_\_ s d \_\_\_\_\_ s.



唸出第一部分的句子，再完成第二部份的句子填空

(一)

What do they like?



They like movies.



What does he like?



He likes music.



(二)



Do you like comic books? (以自己的經驗回答。)

\_\_\_\_\_.



摹寫下列句子

1. This is my comic book.

Handwriting practice lines for sentence 1

2. I like to listen to music.

Handwriting practice lines for sentence 2



I can read! 將你會唸的字讀出並打勾

- like
- listen
- music
- movie
- comic book
- computer

# Lesson 17



## 認識單字




150.  
**bus** 公車




151.  
**car** 汽車




152.  
**bike(bicycle)** 腳踏車



153.  
**taxi** 計程車



154.  
**train** 火車



155.  
**ship** 船；艦



單字唸唸看



150. **bus** [bʌs]

151. **car** [kɑr]

152. **bike** [baɪk]  
**bicycle** [ˈbaɪsɪkl]

153. **taxi** [ˈtæksɪ]

154. **train** [treɪn]

155. **ship** [ʃɪp]




唸出第一部分的句子，再完成第二部份的句子填空

(一)



What's that?

That is a car.




What's that?


That is a train.



(二) 句子填空：看圖回答問題，並與同學對話練習。

1.  What's that?  
That is \_\_\_\_\_.

2.  What's that?  
That \_\_\_\_\_.

3.  What's that?  
That \_\_\_\_\_.



摹寫下列句子

1. What is that?

\_\_\_\_\_

2. That is a bus.

\_\_\_\_\_

3. That is a taxi.

\_\_\_\_\_

4. That is a bike.

\_\_\_\_\_



I can read! 將你會唸的字讀出並打勾

- bus     car     bike(bicycle)     taxi     train     ship



# Lesson 18

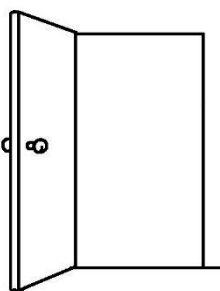


## 認識單字



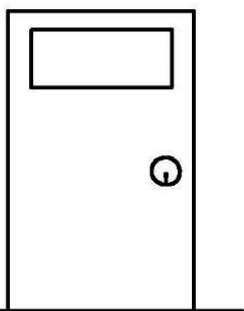
156.

**call** 打電話；叫




157.

**open** 打開




158.

**close** 關上



159.

**see** 看



160.

**look** 看



161.

**watch** 看



單字唸唸看



156. **call** [kɔl]

157. **open** [ˈopən]

158. **close** [klos]

159. **see** [si]

160. **look** [lʊk]

161. **watch** [watʃ]



唸出第一部分的句子，再完成第二部份的句子填空

(一)



What do they see?

They see a bird.



What does he see?

He sees a lion.



(二)

1.



Do you like to watch TV? (以自己的經驗回答。)

\_\_\_\_\_

2.



Does your dad like to watch TV?

\_\_\_\_\_



摹寫下列句子

1. He likes to watch TV.

\_\_\_\_\_

2. I call my friend.

\_\_\_\_\_

3. What do you see?

\_\_\_\_\_

3. I see a tiger.

\_\_\_\_\_



I can read! 將你會唸的字讀出並打勾

call

open

close

see

look

watch

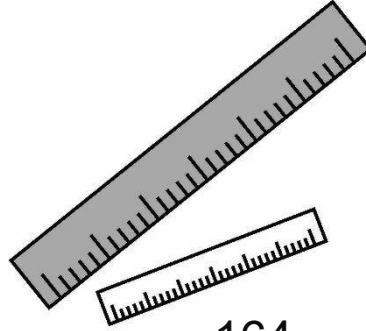
# Lesson 19



## 認識單字



162.  
**tall** 高的



163.  
**long** 長的


164.  
**short** 短的；矮的




165.  
**big** 大的



166.  
**small** 小的



167.  
**good** 好的



168.  
**bad** 壞的；不好的



單字唸唸看

162. **tall** [tɔ]

163. **long** [lɔŋ]

164. **short** [ʃɔrt]

165. **big** [bɪg]

166. **small** [smɔl]

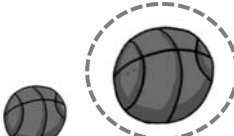
167. **good** [gʊd]

168. **bad** [bæd]




依照圖示填寫正確的單字

tall	good	long	big
------	------	------	-----

1.  → The ball is \_\_\_\_\_.

2.  Her hair is \_\_\_\_\_.


3.  → He is \_\_\_\_\_.

4.  He is a \_\_\_\_\_ student.





唸出第一部分的句子，再完成第二部份的句子填空

(一)



Is he tall?

No, he isn't. He is short.



Is he good?

No, he isn't. He is bad.



(二)



Are you tall? (以自己的經驗回答)

\_\_\_\_\_.



摹寫下列句子

1. My father is tall.

\_\_\_\_\_

2. I am a good student.

\_\_\_\_\_



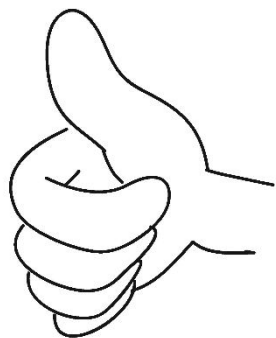
I can read! 將你會唸的字讀出並打勾

- tall   
  long   
  short   
  big   
  small   
  good  
 bad

# Lesson 20



## 認識單字




169.  
**nice** 美好的；宜人的



170.  
**happy** 快樂的；高興的




171.  
**sad** 傷心的；悲傷的



172.  
**fat** 肥胖的



173.  
**thin** 瘦的；薄的



174.  
**strong** 強壯的；有力的



### 單字唸唸看

169. **nice** [naɪs]

171. **sad** [sæd]

173. **thin** [θɪn]

170. **happy** [ˈhæpi]

172. **fat** [fæt]

174. **strong** [strɒŋ]




### 聽完老師唸出的下列詞組，再依序完成單字填空

1.



I am \_\_\_ \_d.

2.



He is f\_\_\_ \_.

3.



My father is s\_\_\_ \_ \_ \_g.

4.



My sister is h\_\_\_ \_ \_y.





唸出第一部分的句子，再完成第二部份的句子填空

(一)


How is your teacher?



He is nice.



Is she happy?



Yes, she is happy.



(二)

1.



Are you happy? (以自己的經驗回答)

\_\_\_\_\_.



摹寫下列句子

1. My friend is sad.

Handwriting practice lines for the sentence "My friend is sad."

2. I am happy.

Handwriting practice lines for the sentence "I am happy."




I can read! 將你會唸的字讀出並打勾

- nice
- happy
- sad
- fat
- thin
- strong

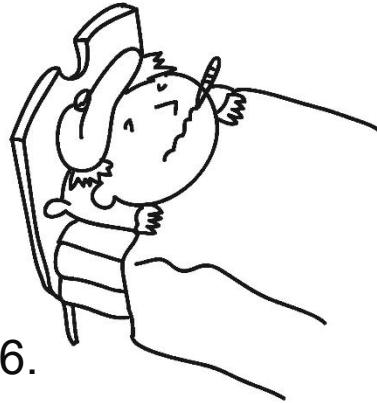
# Lesson 21



## 認識單字



175.  
**cute** 可愛的



176.  
**sick** 有病的；不舒服的




177.  
**tired** 疲倦的



178.  
**angry** 生氣的；憤怒的



179.  
**hungry** 餓的



180.  
**thirsty** 渴的



單字唸唸看

175. **cute** [kjut]

177. **tired** [taɪrd]

179. **hungry** [ˈhʌŋɡri]

176. **sick** [sɪk]

178. **angry** [ˈæŋɡri]

180. **thirsty** [ˈθɜːsti]



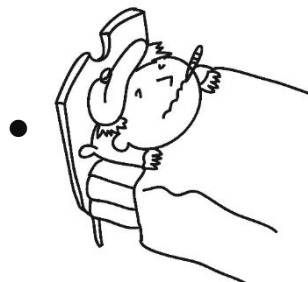
唸出下列句子，並將符合圖片內容的句子連起來

1. I am thirsty. •

2. He is sick. •





3. I am tired. •

4. She is cute. •





按照圖示填寫正確的單字

1.  My sister is \_\_\_\_\_.
2.  I am \_\_\_\_\_.
3.  My father is \_\_\_\_\_.
4.  My friend is \_\_\_\_\_.



摹寫下列句子

1. Your sister is cute.

---

2. I am hungry.

---




I can read! 將你會唸的字讀出並打勾

- cute   
  sick   
  tired   
  angry   
  hungry  
 thirsty

# Lesson 22



## 認識單字




181.

**aunt** 姨/姑/舅媽；孀孀




182.

**uncle** 叔/伯/舅父；姑/姨丈




183.

**cousin** 堂/表兄弟姊妹




184.

**parent** 父(母)親



185.

**family** 家庭；家人



186.

**live** 住



單字唸唸看



181. **unt** [ænt]

182. **uncle** [ˈʌŋkəl]

183. **cousin** [ˈkʌzɪn]

184. **parent** [ˈperənt]

185. **family** [ˈfæməli]

186. **live** [lɪv]




唸出第一部分的句子，再完成第二部份的句子填空

(一)

What does his uncle do?

He is a doctor.



What does his aunt do?

She is a nurse.



(二)





What does your uncle do? (以自身狀況回答)

He is \_\_\_\_\_.



根據圖片重新正確排列每一題的字母，拼出正確的單字。



1 \_\_\_\_\_

2 \_\_\_\_\_

3 \_\_\_\_\_



摹寫下列句子

1. They are my parents.

Handwriting practice lines for the first sentence.

2. I live with my parents.

Handwriting practice lines for the second sentence.




☑ I can read! 將你會唸的字讀出並打勾

- aunt     uncle     cousin     parent     family
- live

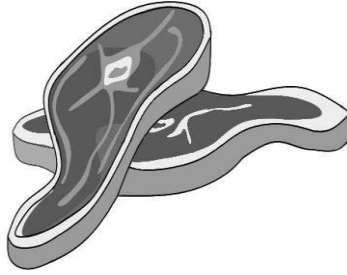
# Lesson 23




## 認識單字



187.  
**food** 食物




188.  
**beef** 牛肉



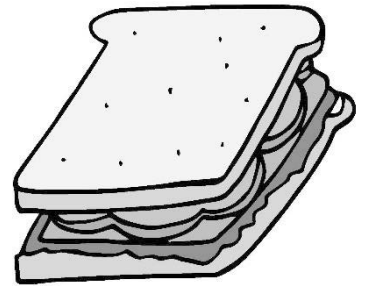
189  
**pork** 豬肉




190.  
**soup** 湯




191.  
**hot dog** 熱狗



192.  
**sandwich** 三明治



193.  
**tomato** 番茄



194.  
**orange** 柳橙



195.  
**vegetable** 蔬菜





單字唸唸看

187. **food** [fud]

189. **pork** [pork]

191. **hot dog** [hat dɔg]

193. **tomato** [tə`meto]

195. **vegetable** [vedʒətəb!]

188. **beef** [bif]

190. **soup** [sup]

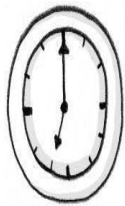
192. **sandwich** [ˈsændwɪtʃ]

194. **orange** [ˈɔrɪndʒ]



唸出第一部分的句子，再完成第二部份的句子填空

(一)



What food do you like?

I like pork.



What food does she like?

She likes hot dogs.



(二)

1. What food do you like? (以自己的經驗回答)

I like \_\_\_\_\_.

2. ? What food does your mother like?

\_\_\_\_\_ likes \_\_\_\_\_.



唸出下列句子，並將符合圖片內容的句子連起來

1. I like vegetables. •



2. She likes pork. •



3. He likes hot dogs. •



4. We like beef. •



摹寫下列句子

1. What food do you like?


2. I like pork.



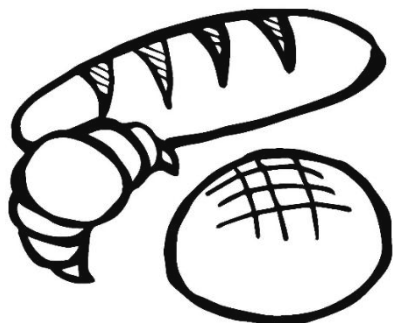

I can read! 將你會唸的字讀出並打勾

- food     beef     pork     soup     hot dog  
 sandwich     tomato     orange     vegetable

# Lesson 24




## 認識單字




196.

**bread** 麵包



197.

**pie** 派



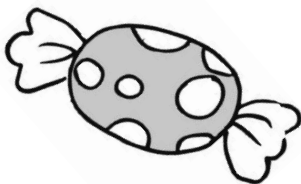
198.

**pizza** 披薩




199.

**ice cream** 冰淇淋




200.

**candy** 糖果



201.

**cookie** 餅乾



202.

**hamburger** 漢堡



單字唸唸看



196. **bread** [brɛd]

197. **pie** [paɪ]

198. **pizza** [ˈpɪtsə]

199. **ice cream** [aɪs kɪm]

200. **candy** [ˈkændɪ]

201. **cookie** [ˈkʊki]

202. **hamburger** [ˈhæmbɜːgə]



唸出第一部分的句子，再完成第二部份的句子填空

(一)



What do you like?

I like cookies.



What does she like?

She likes hamburgers.



(二)

1.  What do you like? (以自己的經驗回答。)

I like \_\_\_\_\_.

2.  What does your teacher like?

\_\_\_\_\_ likes \_\_\_\_\_.



連連看，把與單字相符的圖片連起來

1.




•

•

candy

2.



•

•

cookie

3.



•

•

pizza

4.



•

•

hamburger

5.



•

•

bread



摹寫下列句子

1. What do you like?

Handwriting practice lines for the first sentence.

2. I like ice cream.

Handwriting practice lines for the second sentence.

3. He likes cookies.

Handwriting practice lines for the third sentence.



I can read! 將你會唸的字讀出並打勾

- bread     pie     pizza     ice cream     candy
- cookie     hamburger

# Lesson 25



## 認識單字



203.  
**swim** 游泳



204.  
**dance** 跳舞




205.  
**run** 跑



206.  
**jump** 跳



207.  
**sing** 唱



208.  
**fly** 飛 ; 飛行

其他單字說明



209. **can** : 可以

210. **have** : 有 ; 吃



單字唸唸看

203. **swim** [swɪm]

204. **dance** [dæns]

205. **run** [rʌn]

206. **jump** [dʒʌmp]

207. **sing** [sɪŋ]

208. **fly** [flaɪ]

209. **can** [kæn]

210. **have** [hæv]




唸出下列句子，並將符合圖片內容的句子連起來

1. He can sing. •



2. He can fly. •



3. I can dance. •



4. You can swim. •





完成句子填空

1.



Can he swim?

(他會游泳嗎?)

\_\_\_\_\_, he \_\_\_\_\_. He \_\_\_\_\_.

(會, 他會。)

(他會游泳。)

2.



Can he dance?

(他會跳舞嗎?)

\_\_\_\_\_, he \_\_\_\_\_. He \_\_\_\_\_.

(不會, 他不會。)

(他不會跳舞。)



摹寫下列句子

1. He can dance.

<div style="border-bottom: 1px dashed black; margin-bottom: 5px;"></div>
--------------------------------------------------------------------------

2. We can't fly.

<div style="border-bottom: 1px dashed black; margin-bottom: 5px;"></div>
--------------------------------------------------------------------------



I can read! 將你會唸的字讀出並打勾

- swim     dance     run     jump     sing  
 fly     can     have



# Lesson 26



## 認識單字



211.  
**ride** 騎



212.  
**drive** 駕駛；開車



213.  
**walk** 走



214.  
**take** 拿；搭乘




215.  
**write** 寫



216.  
**study** 學習；讀書

其他單字說明



**2 1 7. do** : 做

**2 1 8. make** : 做 ; 製作



單字唸唸看

211. **ride** [raɪd]

212. **drive** [draɪv]

213. **walk** [wɔ:k]

214. **take** [teɪk]

215. **write** [raɪt]

216. **study** [ˈstʌdi]

217. **do** [du]


218. **make** [meɪk]



唸出第一部分的句子，再完成第二部份的句子填空

(一)

Does he walk to school?




Yes, he does.  
He walks to school.



What does he like?



He likes to ride bikes.



(二)

1.



**Do you like to ride bikes?** (以自己的經驗回答。)

\_\_\_\_\_.

2.



**Does your teacher like to ride bikes?**

\_\_\_\_\_.



摹寫下列句子

1. I like to ride bikes.


2. My brother can ride bikes.


3. My mom can drive cars.





I can read! 將你會唸的字讀出並打勾

- ride    drive    walk    take    write  
 study    do    make

## Lesson 27



## 認識單字



219.

**game** 遊戲；比賽

220.

**computer game**

電腦遊戲；電玩




221.

**card** 卡片

222.

**piano** 鋼琴

223.

**guitar** 吉他

224.

**song** 歌曲



單字唸唸看

219. **game** [gem]

220. **computer game**  
[kəm`pjutə`gem]

221. **card** [kɑ:d]

222. **piano** [pi`æno]

223. **guitar** [gi`tɑ:]

224. **song** [sɒŋ]




唸出第一部分的句子，再完成第二部份的句子填空

(一)


What does he like to do?

He likes to play the piano.



What do you like to do?

I like to play cards.



(二)

1.



What do you like to do? (以自己的經驗回答。)

I like \_\_\_\_\_.

2.



What does your friend like to do?

\_\_\_\_\_ likes \_\_\_\_\_.



聽完老師唸出的下列詞組，再依序完成單字填空

Ex:



read a book

1.



s\_\_ \_g a s\_\_ \_g

2.



p\_\_ \_y the p\_\_a\_\_o

3.



p\_\_ \_y the g\_\_i\_\_ \_r



摹寫下列句子

1. He can play the piano.

<hr style="border-top: 1px dashed black;"/>
---------------------------------------------

2. We can play computer games.

<hr style="border-top: 1px dashed black;"/>
---------------------------------------------




I can read! 將你會唸的字讀出並打勾

- game   
  computer game   
  card   
  piano  
 guitar   
  song

# Lesson 28



## 認識單字



225.

**ball** 球



226.

**baseball** 棒球



227.

**basketball** 籃球



228.

**soccer** 足球



229.

**kite** 風箏



230.

**doll** 娃娃



### 單字唸唸看

225. **ball** [bɔl]

226. **baseball** [ˈbes, bɔl]

227. **basketball** [ˈbæskɪt, bɔl]

228. **soccer** [ˈsəkə]

229. **kite** [kaɪt]

230. **doll** [dɔl]



### 唸出下列句子，並將符合圖片內容的句子連起來

1. I can play soccer.

•


•



2. I can play baseball.

•

•



3. I can play basketball.

•

•



4. I can fly a kite.

•

•



### What can he/she do? (他/她會做什麼?)

EX:



He can walk to school

(他會走路去上學。)



1.



He \_\_\_\_\_.

(他會打籃球。)

2.



He \_\_\_\_\_.

(他會打棒球。)

3.



He \_\_\_\_\_.

(他會踢足球。)



摹寫下列句子

1. I can fly a kite.

Handwriting practice lines for the sentence "I can fly a kite."

2. It is my doll.

Handwriting practice lines for the sentence "It is my doll."



I can read! 將你會唸的字讀出並打勾

- ball     baseball     basketball     soccer
- kite     doll

# Lesson 29



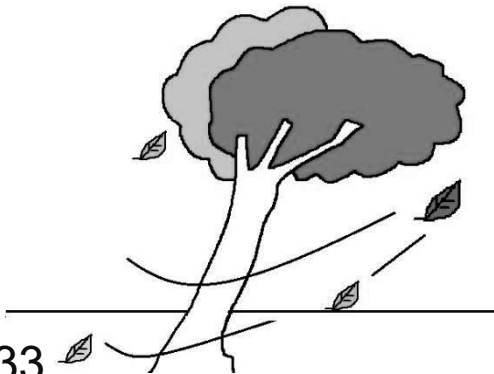
## 認識單字



231.  
**spring** 春




232.  
**summer** 夏




233.  
**fall** 秋



234.  
**winter** 冬



235.  
**sun** 太陽



236.  
**moon** 月亮



237.  
**star** 星星



單字唸唸看

231. **spring** [sprɪŋ]

233. **fall** [fɔl]

235. **sun** [sʌn]

237. **star** [stɑr]

232. **summer** [ˈsʌmə]

234. **winter** [ˈwɪntə]


236. **moon** [mun]



唸出第一部分的句子，再完成第二部份的句子填空

(一)

What season(季節) do you like?



I like spring.



What season does she like?



She likes summer.



(二)

1.



What season do you like? (以自己的經驗回答。)

I like \_\_\_\_\_.

2.





What season does your teacher like?

\_\_\_\_\_ likes \_\_\_\_\_.



根據圖片重新正確排列每一題的字母，拼出正確的單字。



1 \_\_\_\_\_

2 \_\_\_\_\_

3 \_\_\_\_\_

4 \_\_\_\_\_



摹寫下列句子

1. I like spring.

Handwriting practice lines for the sentence "I like spring."

2. I like summer.

Handwriting practice lines for the sentence "I like summer."



I can read! 將你會唸的字讀出並打勾

- spring     summer     fall     winter     sun
- moon     star

# Lesson 30



## 認識單字



238.

**rain** 雨




239.

**hot** 熱的



240.

**cold** 冷的




241.

**sunny** 晴朗的




242.

**rainy** 下雨的；多雨的




243.

**cloudy** 多雲的



244.


**windy** 有風的



245.

**warm** 暖和的

其他單字說明



2 4 6. **cool** : 涼爽的 ; 很酷的

2 4 7. **weather** : 天氣



單字唸唸看

238. **rain** [ren]

239. **hot** [hat]

240. **cold** [kold]

241. **sunny** [ˈsʌni]

242. **rainy** [ˈreɪni]

243. **cloudy** [ˈklaʊdi]

244. **windy** [ˈwɪndi]

245. **warm** [wɔ:m]

246. **cool** [ku:l]

247. **weather** [ˈweðə]



唸出第一部分的句子，再完成第二部份的句子填空

(一)


How is the weather in spring?

It is warm.



How is the weather in summer?

It is hot.



(二)

1.  **What weather do you like?** (以自己的經驗回答)

I like \_\_\_\_\_.



唸出下列句子，並將符合圖片內容的句子連起來


1. It's rainy in spring. •



2. It's sunny in summer. •



3. It's windy in fall. •



摹寫下列句子

1. It's warm in spring.

Handwriting practice lines for the first sentence.

2. It's hot in summer.

Handwriting practice lines for the second sentence.




I can read! 將你會唸的字讀出並打勾

- rain     hot     cold     sunny     rainy     cloudy
- windy     warm     cool     weather

# Lesson 31




## 認識單字




248.

**who** 誰



249.

**what** 什麼




250.

**when** 何時；當...的時候




251.

**how** 如何



252.

**where** 哪裡



253.

**which** 哪一個



其他單字說明



2 5 4. **here** : 這裡

2 5 5. **there** : 那裡



單字唸唸看

248. **who** [hu]

249. **what** [hwɒt]

250. **when** [hwɛn]

251. **how** [haʊ]

252. **where** [hwɛr]

253. **which** [hwɪtʃ]

254. **here** [hɪr]

255. **there** [ðɛr]



依據老師唸出的句子，圈出正確的字，並將單字填入空格內

Ex:	What	<u>Who</u> are you?
	Who	(你是誰?)
1.	When	_____ does she go to school?
	What	(她何時上學?)
2.	What	_____ does she go to school?
	How	(她怎麼去上學?)

3.	What	_____ are they?
	Who	(他們是誰?)
4.	What	_____ do you do?
	Who	(你是做什麼的?)



摹寫下列句子

1. Who are they?


2. They are my family.


3. How do you go to school?


4. I walk to school.





I can read! 將你會唸的字讀出並打勾

- who     what     when     how     where  
 which     here     there

# Lesson 32




## 認識單字




256.

**in** 在...之內




257.

**on** 在...之上



258.

**at** 在...地點；朝著



259.

**under** 在...之下

260. <b>from</b> 從；由	261. <b>out</b> 在外；向外
262. <b>outside</b> 在...的外側	263. <b>by</b> 藉由；根據
264. <b>for</b> 為了	265. <b>to</b> 向；往
266. <b>with</b> 與；用...	267. <b>and</b> 和；而且
268. <b>but</b> 但是	



單字唸唸看



256. **in** [ɪn]

257. **on** [ɒn]

258. **at** [æt]

259. **under** [ˈʌndə]

260. **from** [frʌm]

261. **out** [aʊt]

262. **outside** [ˈaʊtˈsaɪd]

263. **by** [baɪ]

264. **for** [fɔː]

265. **to** [tu]

266. **with** [wɪð]


267. **and** [ænd]

268. **but** [bʌt]



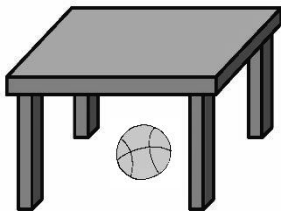
聽完老師唸出的下列詞組，再依序完成單字填空

1.




There is a ball \_\_\_\_ the desk.

2.



Th\_\_\_\_e is a ball u\_\_\_\_er the desk.

3.



Th\_\_\_\_e is an apple \_\_\_\_ the box.

4.



We go t\_\_ school b\_\_ bus.

5.



I eat dinner w\_\_ \_\_h my family.

6.



I make a cake f\_\_ \_\_ my mom.



摹寫下列句子

1. I go to school by bus.

Handwriting practice lines for sentence 1.

2. I go to school with my sister.

Handwriting practice lines for sentence 2.

3. He is short, but I am tall.

Handwriting practice lines for sentence 3.



I can read! 將你會唸的字讀出並打勾

in    on    at    under    from    out

outside    by    for    to    with    and    but

# Lesson 33



## 認識單字




269.

**clothes** 衣服



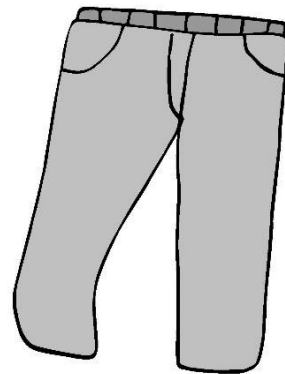
270.

**coat** 大衣




271.

**jacket** 夾克；短外套



272.

**pants** 褲子；長褲



273.

**T-shirt** T恤



274.

**shorts** 短褲



單字唸唸看

269. **clothes** [kloʒ]

270. **coat** [kəʊt]

271. **jacket** [ˈdʒækɪt]

272. **pants** [pænts]

273. **T-shirt** [ˈti,ʃɜːt]

274. **shorts** [ʃɔːts]



唸出第一部分的句子，再完成第二部份的句子填空

(一)


What's this?

This is a T-shirt.



What's that?

That is a jacket.



(二) 句子填空：看圖回答問題，並與同學對話練習

1.



What's this?

This is a \_\_\_\_\_.

2.



What's this?

This is a \_\_\_\_\_.



句子填空：依下列單字提示填入與圖示相符的單字，完成句子

coat                      jacket                      T-shirt

EX :



This is a doll.

1.



This is a \_\_\_\_\_.

2.



This is a \_\_\_\_\_.

3.



This is a \_\_\_\_\_.



摹寫下列句子

1. I am putting on my pants.

Handwriting practice lines for the sentence "I am putting on my pants."

2. I am putting on my coat.

Handwriting practice lines for the sentence "I am putting on my coat."



I can read! 將你會唸的字讀出並打勾


- clothes     coat     jacket     pants     T-shirt
- shorts




# Lesson 34



## 認識單字



275.  
**skirt** 裙子



276.  
**shirt** 襯衫



277.  
**dress** 洋裝




278.  
**sock(s)** 襪子 ; 短襪子



279.  
**shoe(s)** 鞋子

## 其他單字說明



280. **comb** : 梳子 ; 梳

281. **bag** : 袋子 ; 提袋

282. **hat** : 帽子(有邊的)

283. **umbrella** : 雨傘



## 單字唸唸看

275. **skirt** [skɜ:t]

276. **shirt** [ʃɜ:t]

277. **dress** [dres]

278. **socks** [sɔ:kz]

279. **shoes** [ʃu:z]

280. **comb** [kɒm]

281. **bag** [bæg]

282. **hat** [hæt]

283. **umbrella** [ʌm`breɪlə]






## 唸出第一部分的句子，再完成第二部份的句子填空

(一)


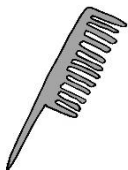
What's this?

This is my umbrella.





(二) 句子填空：看圖回答問題，並與同學對話練習

1.  **What's this?**  
This is a \_\_\_\_\_.
2.  **What's this?**  
This is a \_\_\_\_\_.



摹寫下列句子

1. This is her dress.


2. This is a pair of socks.





I can read! 將你會唸的字讀出並打勾

- skirt       shirt       dress       sock(s)  
 shoe(s)     comb       bag       hat       umbrella

# Lesson 35

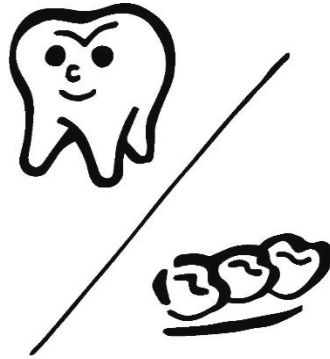


## 認識單字




284.

**body** 身體




285.

**tooth (teeth)** 牙齒




286.

**back** 背部



287.

**neck** 脖子



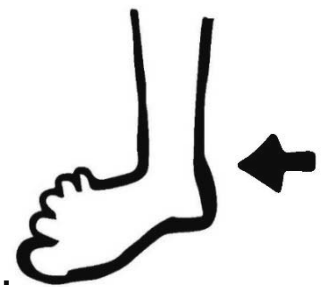
288.

**lip(s)** 唇



289.

**finger** 手指頭



290.

**foot** 腳；足



單字唸唸看

284. **body** [ˈbɒdɪ]

285. **tooth** [tuθ]

286. **back** [bæk]

287. **neck** [nɛk]

288. **lip** [lɪp]

289. **finger** [ˈfɪŋgə]

290. **foot** [fʊt]



單字填空：聽老師唸過單字一次後，填入單字的字首

1.



t\_\_ \_\_th

2.



\_\_oot

3.



l\_\_ \_\_s

4.



b\_\_ck

5.



\_\_inger

6.





n\_\_ck



唸出第一部分的句子，再完成第二部份的句子填空

(一)


How many fingers does he have?



He has ten fingers.



How is his neck?



His neck is long.



(二)



How many fingers do you have? (以自身狀況回答)

I have \_\_\_\_\_.



摹寫下列句子

1. I brush my teeth every day.

Handwriting practice lines for the sentence 'I brush my teeth every day.'

2. I have ten fingers.

Handwriting practice lines for the sentence 'I have ten fingers.'

3. His neck is long.

Handwriting practice lines for the sentence 'His neck is long.'




I can read! 將你會唸的字讀出並打勾

- body     tooth     back     neck     lip
- finger     foot

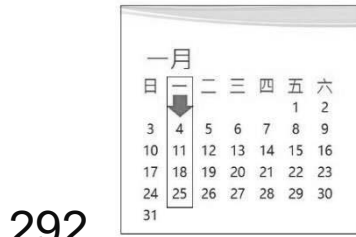
# Lesson 36



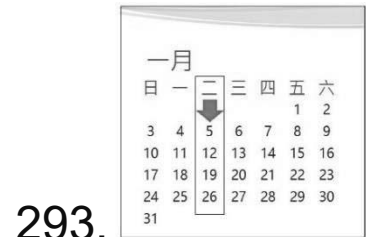
## 認識單字




291.  
**day** 天 ; 日子



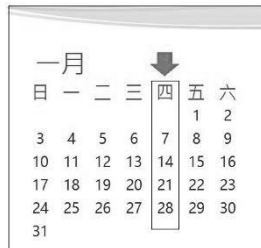
292.  
**Monday** 星期一



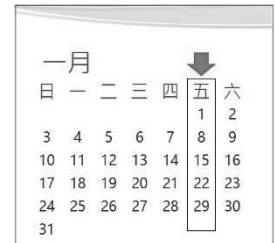
293.  
**Tuesday** 星期二



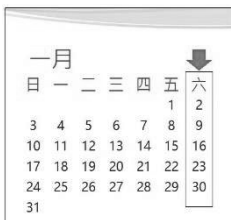
294.  
**Wednesday** 星期三



295.  
**Thursday** 星期四



296.  
**Friday** 星期五




297.  
**Saturday** 星期六



298.  
**Sunday** 星期日

## 其他單字說明



**299. week** : 週 ; 一星期

**300. weekend** : 周末

**301. month** : 月

**302. year** : 年



## 單字唸唸看



291. **day** [de]

292. **Monday** ['mʌnde]

293. **Tuesday** ['tju:zde]

294. **Wednesday** ['wenzde]

295. **Thursday** ['θɜ:zde]

296. **Friday** ['fraɪ,de]

297. **Saturday** ['sætə-de]

298. **Sunday** ['sʌnde]

299. **week** [wik]

300. **weekend** ['wik`end]

301. **month** [mʌnθ]

302. **year** [jɪr]



## 先唸出下列母音與音組，再完成單字拼寫

(一)

a	e	i	o	u
---	---	---	---	---

1. 星期日 S \_\_ nday

2. 星期一 M \_\_ nday

3. 星期三 W \_\_ dnesday

4. 星期六 S \_\_ turday

5. 星期五 Fr \_\_ day



(二)

ay	ee	ur
----	----	----

6. 週末 w\_\_ \_\_kend

7. 星期四 Th \_\_ \_\_ sd \_\_ \_\_

8. 星期二 Tuesd \_\_ \_\_



依下列圖示，完成下列句子。

1.		He reads books on_____.
2.		He plays baseball on_____.
3.		She plays basketball on_____.
4.		I play the guitar on _____.
5.		He plays computer games on _____.



唸出下列的句子

(一)

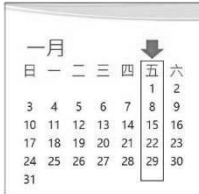

What day is today?



It is Wednesday.



When do you play the piano?



I play the piano on Friday.



摹寫下列句子

1. What day is today?


2. It is Monday.


3. We watch TV on weekends.





I can read! 將你會唸的字讀出並打勾

- day     Monday     Tuesday     Wednesday  
 Thursday     Friday     Saturday     Sunday  
 week     weekend     month     year

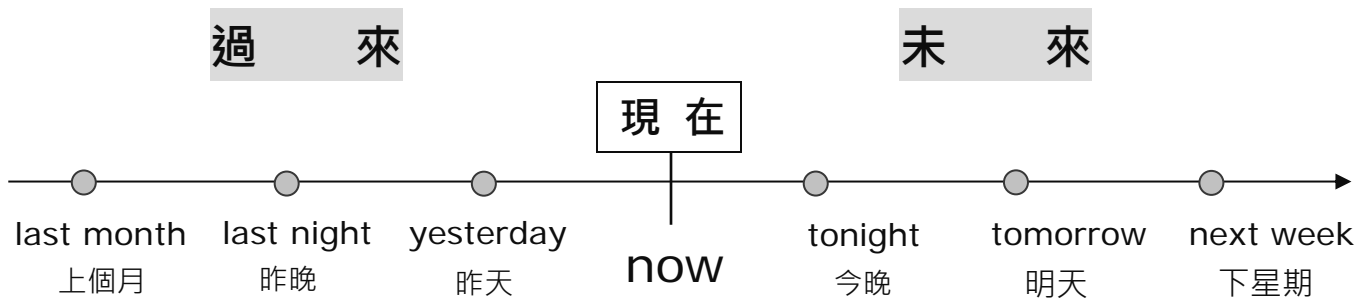
# Lesson 37



## 認識單字



303. <b>morning</b> 早晨；上午	304. <b>afternoon</b> 午後 (從正午到日落)
305. <b>evening</b> 傍晚；晚上	306. <b>night</b> 夜；晚上
307. <b>today</b> 今天	308. <b>tonight</b> 今天晚上
309. <b>tomorrow</b> 明天	310. <b>yesterday</b> 昨天
311. <b>time</b> 時間；期間	312. <b>o'clock</b> …點鐘
313. <b>a.m / A.M.</b> 上午	314. <b>p.m. / P.M.</b> 下午
315. <b>now</b> 現在	316. <b>last</b> 最後的，最後地
317. <b>late</b> 晚的；晚	318. <b>next</b> 下個；下次的





## 單字唸唸看



303. **morning** [ˈmɔːnɪŋ]      304. **afternoon** [ˈæftəˈnuːn]
305. **evening** [ˈivniŋ]      306. **night** [naɪt]
307. **today** [təˈdeɪ]      308. **tonight** [təˈnaɪt]
309. **tomorrow** [təˈmɒrəʊ]      310. **yesterday** [ˈjestədeɪ]
311. **time** [taɪm]      312. **o'clock** [əˈklɒk]
313. **a.m. / A.M.**      314. **p.m. / P.M.**
315. **now** [naʊ]      316. **last** [læst]
317. **late** [leɪ]      318. **next** [ˈnekst]



## 根據下列中文句意，選出正確的英文句子

EX

B 他今天晚上要看電視。

(A) He watches TV every day.

(B) He will watch TV tonight.

1.



\_\_\_\_\_ 我們今晚要吃牛肉。

(A) We will eat beef tonight.

(B) We ate beef yesterday.

2.



\_\_\_\_\_ 我爸爸昨天看電視。

(A) My father will watch TV tomorrow.

(B) My father watched TV yesterday.

3.



\_\_\_\_\_ 她上星期讀這本書。

- (A) She read this book last week.
- (B) She will read this book next month.

4.



\_\_\_\_\_ 下個月他的朋友要來這裡。

- (A) His friend will come here next month.
- (B) His friend comes here every day.



摹寫下列句子

1. I watched TV yesterday.

-----

2. I am watching TV now.

-----

3. I will watch TV tomorrow.

-----




I can read! 將你會唸的字讀出並打勾

- morning
- afternoon
- evening
- night
- today
- tonight
- tomorrow
- yesterday
- time
- o'clock
- a.m.
- p.m.
- now
- last
- late
- next

## Lesson 38



## 認識單字



319. <b>classroom</b> 教室	320. <b>classmate</b> 同學
321. <b>blackboard</b> 黑板	322. <b>notebook</b> 筆記本
323. <b>paper</b> 紙	324. <b>picture</b> 圖畫
325. <b>English</b> 英文	326. <b>Chinese</b> 中文；中國人
327. <b>math</b> 數學	328. <b>PE</b> 體育



## 單字唸唸看



319. **classroom** [ˈklæs,rʊm]      320. **classmate** [ˈklæs,met]
321. **blackboard** [ˈblæk,bɔ:d]      322. **notebook** [ˈnɒt,bʊk]
323. **paper** [ˈpeɪpə]
324. **picture** [ˈpɪktʃə]
325. **English** [ˈɪŋɡlɪʃ]
326. **Chinese** [ˈtʃaɪˈni:z]
327. **math** [mæθ]
328. **PE**



唸出下列句子，並將符合圖片內容的句子連起來

1. She is my classmate. •




2. It is my classroom. •



3. I like English. •




4. It is my picture. •




唸出第一部分的句子，再完成第二部份的句子填空

(一) What subject(科目) do you like?



I like English.



What subject does he like?



He likes PE.



(二)

1.



What subject do you like? (以自身狀況回答)

I like \_\_\_\_\_.

2.



What subject does your classmate like?

\_\_\_\_\_ likes \_\_\_\_\_.



摹寫下列句子

1.

I like English.


2.

I like math.


3.

I like Chinese.


4.

They are my classmates.




I can read! 將你會唸的字讀出並打勾

- classroom     classmate     blackboard     notebook
- paper     picture     English     Chinese     math
- PE



# Lesson 39



## 認識單字



329. <b>hi</b> 嗨	330. <b>hello</b> 哈囉
331. <b>good-bye</b> 再見	332. <b>speak</b> 說 ; 演說
333. <b>say</b> 說	334. <b>ask</b> 問
335. <b>answer</b> 回答 ; 答案	336. <b>talk</b> 說話
337. <b>question</b> 問題	338. <b>draw</b> 畫



## 單字唸唸看

329. **hi** [haɪ]

330. **hello** [hə'lo]

331. **good-bye** [gʊd'baɪ]

332. **speak** [spi:k]

333. **say** [seɪ]

334. **ask** [æsk]

335. **answer** ['ænsə]

336. **talk** [tɔ:k]

337. **question** ['kwɛstʃən]

338. **draw** [drɔ:]





唸出第一部分的句子，再完成第二部份的句子填空

(一)


What can she speak?





ABC



She can speak English.



What can you speak?



I can speak Chinese.



(二)

1.



What can you speak? (以自身狀況回答)

I can speak \_\_\_\_\_.

2.



What can your teacher speak?

\_\_\_\_\_ likes \_\_\_\_\_.



聽寫，老師會唸出句子，請依老師所唸的字詞，完成句子填空

EX:



Hello, how are you?

1. What did your teacher \_\_\_\_\_ ?
2. Do you have any \_\_\_\_\_s ?
3. Who are you \_\_\_\_\_ing about ?
4. I can s\_\_\_\_\_ English well.
5. No p\_\_\_\_\_m.



摹寫下列句子

1. Hello, how are you?


2. I ask my teacher a question.


3. What did you say?




I can read! 將你會唸的字讀出並打勾

- hi     hello     good-bye     speak     say
- ask     answer     talk     question     draw

## Lesson 40



## 認識單字



339. <b>wear</b> 穿	340. <b>clean</b> 打掃；乾淨的
341. <b>wash</b> 洗	342. <b>meet</b> 遇見
343. <b>come</b> 過來	344. <b>want</b> 想要
345. <b>help</b> 幫助	346. <b>use</b> 使用



## 單字唸唸看

339. **wear** [wɛr]341. **wash** [wɑʃ]343. **come** [kʌm]345. **help** [hɛlp]340. **clean** [kli:n]342. **meet** [mi:t]344. **want** [wɑnt]346. **use** [ju:z]




唸出第一部分的句子，再完成第二部份的句子填空

(一)

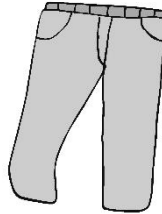

What will she wear?



She will wear a dress.



What will you wear?



I will wear blue pants.



(二)

1.



What will you wear? (以自身狀況回答)

I will wear \_\_\_\_\_.

2.



What will your teacher wear?

\_\_\_\_\_ will wear \_\_\_\_\_.



聽寫，老師會唸出句子，請依老師所唸的字詞，完成句子填空



EX:

I want to be an actor.

1. I will c\_\_\_\_\_ my room tomorrow.
2. W\_\_\_\_\_ your hands.
3. Who did you m\_\_\_\_\_?
4. I need your h\_\_\_\_\_.
5. May I u\_\_\_\_\_ your pen?



摹寫下列句子

1. When will you come?

<div style="position: absolute; top: 5px; left: 5px; width: 100%; border-bottom: 1px dashed black;"></div>
------------------------------------------------------------------------------------------------------------

2. What will you wear?

<div style="position: absolute; top: 5px; left: 5px; width: 100%; border-bottom: 1px dashed black;"></div>
------------------------------------------------------------------------------------------------------------

3. I want to be a cook.

<div style="position: absolute; top: 5px; left: 5px; width: 100%; border-bottom: 1px dashed black;"></div>
------------------------------------------------------------------------------------------------------------




I can read! 將你會唸的字讀出並打勾

- wear     clean     wash     meet     come  
 want     help     use

# Lesson 41



## 認識單字



347. <b>new</b> 新的	348. <b>old</b> 年老的
349. <b>fast</b> 快速的	350. <b>slow</b> 慢的
351. <b>beautiful</b> 漂亮的	352. <b>handsome</b> 英俊的
353. <b>smart</b> 聰明的	354. <b>fine</b> 美好的；舒適的
355. <b>fun</b> 樂趣	356. <b>great</b> 很棒的，優秀的
357. <b>boring</b> 乏味的	358. <b>some</b> 一些
359. <b>very</b> 非常；很	360. <b>too</b> 也；太



單字唸唸看



347. **new** [nju]

348. **old** [old]

349. **fast** [fæst]

350. **slow** [slo]

351. **beautiful** [ˈbjutəfəl]

352. **handsome** [ˈhænsəm]

353. **smart** [smɑ:t]

354. **fine** [faɪn]

355. **fun** [fʌn]

356. **great** [gret]

357. **boring** [ˈbɔ:ɪŋ]

358. **some** [sʌm]

359. **very** [ˈveri]

360. **too** [tu]



唸出第一部分的句子，再完成第二部份的句子填空

(一)

How is this car?

It is old and slow.




How is your new car?

It is very fast.







(二) How is your bike? (以自己的經驗回答)

It is \_\_\_\_\_.



聽寫，老師會唸出句子，請依老師所唸的字詞，完成句子填空

1. My uncle is very h\_\_\_\_\_.
2. My mom is very b\_\_\_\_\_.
3. He is a g\_\_\_\_\_t man.
4. I need to drink s\_\_\_\_\_e water.
5. We had a lot of f\_\_\_\_\_.



摹寫下列句子

1. My friend is very smart.


2. This movie is boring.




I can read! 將你會唸的字讀出並打勾

- new     old     fast     slow     beautiful  
 handsome     smart     fine     fun     great  
 boring     some     very     too

# Lesson 42

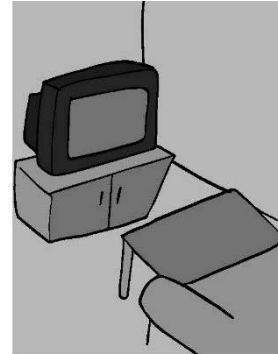


## 認識單字




361.

**house** 房子；房屋



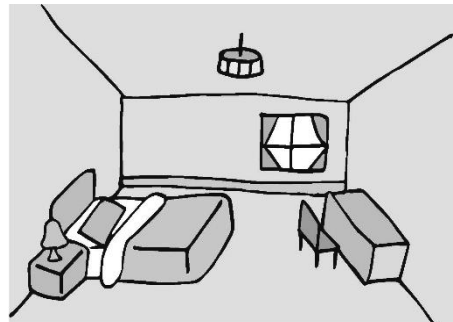
362.

**living room** 客廳




363.

**kitchen** 廚房




364.

**bedroom** 寢室



365.

**bathroom** 浴室



366.

**door** 門

其他單字說明



367. **home** : 家

368. **room** : 房間

369. **wall** : 牆壁

370. **bed** : 床

371. **toy** : 玩具



單字唸唸看



361. **house** [haus]

362. **living room** [ˈlɪvɪŋ, rʊm]

363. **kitchen** [ˈkɪtʃɪn]

364. **bedroom** [ˈbed, rʊm]

365. **bathroom** [ˈbæθ, rʊm]

366. **door** [dɔː]

367. **home** [hɒm]

368. **room** [rʊm]

369. **wall** [wɔːl]

370. **bed** [bed]

371. **toy** [tɔɪ]



選出與圖片相符的單字並完成填空

(A) l\_\_\_\_\_g room

(B) k\_\_\_\_\_n


(C) ba\_\_\_\_\_m

(D) be\_\_\_\_\_m

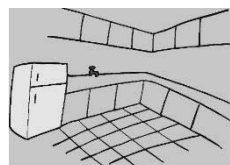
1. ( )



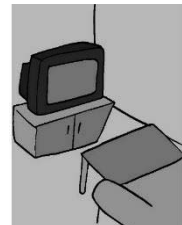
2. ( )



3. ( )



4. ( )






唸出第一部分的句子，再完成第二部份的句子填空

(一)

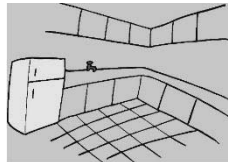
Where is she?



She is in the bathroom.



Where is he?

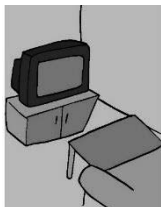


He is in the kitchen.



(二) 句子填空：看圖回答問題，並與同學對話練習


1.



Where is he?

He is \_\_\_\_\_.

2.



Where is she?

\_\_\_\_\_ is \_\_\_\_\_.



聽寫，老師會唸出句子，請依老師所唸的字詞，完成句子填空



EX: This house is big.

1. There are many r\_\_\_\_\_s in this house.
2. There is a sofa in the l\_\_\_\_\_ room.
3. There is a b\_\_\_\_\_ in the bedroom.
4. Please open the d\_\_\_\_\_.
5. It's my new t\_\_\_\_\_.



摹寫下列句子

1. She has a new house.


2. This is my toy.


3. He is at home.





I can read! 將你會唸的字讀出並打勾

- house     living room     kitchen     bedroom  
 bathroom     door     home     room     wall  
 bed     toy

# Lesson 43



## 認識單字



372.

**window** 窗戶



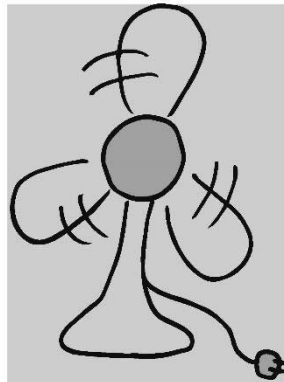
373.

**TV (television)** 電視




374.

**telephone** 電話



375.

**fan** 風扇



376.


**sofa** 沙發



377.

**key** 鎖匙

其他單字說明



378. **dish** : 盤子, 碟子

379. **bowl** : 碗

380. **chopsticks** : 筷子

381. **cup** : 杯子

382. **glass** : 玻璃杯



單字唸唸看



372. **window** [ˈwɪndo]

373. **TV(televison)**  
[ˈteləˌvɪʒən]

374. **telephone** [ˈteləˌfɒn]

375. **fan** [fæn]

376. **sofa** [ˈsɒfə]

377. **key** [ki]

378. **dish** [dɪʃ]

379. **bowl** [boʊl]

380. **chopsticks** [ˈtʃɒpˌstɪks]

381. **cup** [kʌp]



382. **glass** [glæs]



唸出第一部分的句子, 再完成第二部份的句子填空


(一)

What's this?



It's a sofa.





(二) 句子填空：看圖回答問題，並與同學對話練習

1.



What's that?

It's \_\_\_\_\_.

2.



What's that?

It's \_\_\_\_\_.



摹寫下列句子

1. I can use chopsticks.


2. I want a cup of tea.




I can read! 將你會唸的字讀出並打勾

- window     TV(television)     telephone     fan  
 sofa     key     dish     bowl     chopsticks  
 cup     glass



# Lesson 44




## 認識單字




383.

**zoo** 動物園




384.

**park** 公園



385.

**farm** 農場



386.

**store** 店鋪



387.


**bookstore** 書店



388.

**hospital** 醫院

其他單字說明



389. **bank** : 銀行

390. **library** : 圖書館

391. **supermarket** : 超級市場



單字唸唸看



383. **zoo** [zu]

384. **park** [park]

385. **farm** [farm]

386. **store** [stor]

387. **bookstore** [ˈbʊk, stɔː]

388. **hospital** [ˈhɒspɪtl]





389. **bank** [bæŋk]


390. **library** [ˈlaɪ, brɪrɪ]





391. **supermarket** [ˈsupə, mɑːkɪt]



看圖回答問題

park	bookstore	hospital	farm
 <p data-bbox="215 1993 343 2049">Amy</p>			 <p data-bbox="1220 1668 1348 1724">John</p>



1. Where is John going?  He is \_\_\_\_\_.
2. Where is Amy going?  She is \_\_\_\_\_.
3. Where is Mark going?  He \_\_\_\_\_.
4. Where is Linda going?  She \_\_\_\_\_.



摹寫下列句子

1. She is at the store.

--

2. I will go to the supermarket.

--



I can read! 將你會唸的字讀出並打勾

- zoo    park    farm    store    bookstore  
 hospital    bank    library    supermarket

# Lesson 45



## 認識單字



### 392. Taiwan 台灣

393. <b>America</b> 美國	394. <b>flower</b> 花
395. <b>tree</b> 樹	396. <b>trip</b> 旅遊
397. <b>dream</b> 夢想	398. <b>MRT</b> 捷運
399. <b>hundred</b> 一百，一百的	400. <b>dollar</b> 元



## 單字唸唸看

390. **Taiwan** ['tai'wɒn]

391. **America** [ə'merɪkə]

392. **flower** ['flaʊə]

393. **tree** [tri]

394. **trip** [trɪp]

395. **dream** [dri:m]



398. **MRT**

399. **hundred** [ˈhʌndrəd]

400. **dollar** [ˈdɒlə]






唸出第一部分的句子，再完成第二部份的句子填空

(一)


Where does he live?

He lives in Taiwan.



Where are you from?

I am from Taiwan.



(二)

1.



Where do you live? (以自身狀況回答)

I live in \_\_\_\_\_.

2.



Where does your teacher live?

\_\_\_\_\_ lives \_\_\_\_\_.



聽寫，老師會唸出句子，請依老師所唸的字詞，完成句子填空



EX: He is from Taiwan.

1. These f\_\_\_\_\_s are beautiful.
2. What's your dr\_\_\_\_\_?
3. It's one h\_\_\_\_\_dollars.
4. We'll take a tr\_\_\_\_\_to Taiwan.
5. You can take the\_\_\_\_\_to the hotel.



摹寫下列句子

1. There are many trees.


2. He is from America.




I can read! 將你會唸的字讀出並打勾

- Taiwan     America     flower     tree     trip  
 dream     MRT     hundred     dollar

## 解 答

### Lesson 1

依序完成單字填空

1. he    2. it    3. she    4. I    5. you    6. we    7. they    8. you

### Lesson 2

根據圖片重新正確排列每一題的字母，拼出正確的單字。

- ① grandmother    ② son    ③ mother    ④ father    ⑤ sister

### Lesson 3

聽完老師唸出下列詞組，再依序完成單字填空

1. two boys    2. nine books    3. five cats    4. three desks  
5. five dogs

### Lesson 4

聽老師會依照提示唸出單字，請你填入正確的字母

直向

橫向

1. We are friends(朋友).                      3. He is a student(學生).  
2. It is a ruler (尺).                              4. It is a desk (書桌).

寫出句子，再將你所寫的句子唸給大家聽

1. I am a student.    2. We are friends.    3. She is a teacher.

### Lesson 5

唸出第一部分的句子，再完成第二部份的句子填空

(二) 句子填空：看圖回答問題，並與同學對話練習

1. It is red.                      2. It is green.





句子填空：看圖回答問題，並與同學對話練習

1. I see a sheep.    2. I see a monkey.    3. I see a horse.

## Lesson 9

數一數圖片裡的動物，並完成句子。

1. I see two snakes.                      2. I see three ants.  
3. I see three sheep.                      4. I see two horses.  
5. I see three monkeys.

依據下面提示寫出正確的單字

1. snake    2. pet    3. ant    4. bee

## Lesson 10

看圖填入所有格

1. his    2. your    3. Amy's    4. her    5. their

看圖填空

1. is his son's    2. is our    3. are Amy's    4. is my mom's  
5. is its    6. is my sister's

## Lesson 11

唸出第一部分的句子，再完成第二部份的句子填空

- (二) 3. He is a worker.    4. She is a nurse.

## Lesson 12

根據提示完成句子填空 (請用複數表示)

1. I like bananas.                      2. I like pears.  
3. I like grapes.                        4. I like peaches.






## Lesson 13

根據圖片重新正確排列每一題的字母，拼出正確的單字。

- ① coffee    ② milk    ③ juice    ④ Coke    ⑤ water

## Lesson 14

連連看，把與單字相符的圖片連起來

1.     2.     3.     4.     5. 

cake                      rice                      lunch                      breakfast                      egg

## Lesson 15

寫出正確的動詞

1. eat    2. read    3. go    4. drink

聽完老師唸出的下列詞組，再依序完成單字填空

1. read book    2. drink Coke    3. eat dinner    4. go to school  
5. eat lunch

### Lesson 16

看圖填空

- 1. likes music      2. like comic books      3. like movies
- 4. likes dogs

### Lesson 17

唸出第一部分的句子，再完成第二部份的句子填空

(二) 句子填空：看圖回答問題，並與同學對話練習

- 1. a bike      2. is a taxi      3. is a ship

### Lesson 19

依照圖示填寫正確的單字

- 1. big      2. long      3. tall      3. good

### Lesson 20

聽完老師唸出的下列詞組，再依序完成單字填空

- 1. sad      2. fat      3. strong      3. happy

### Lesson 21

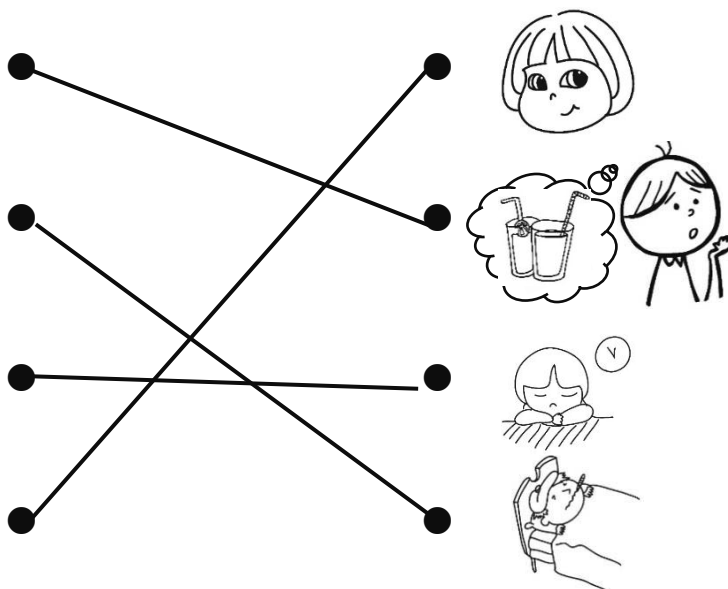
唸出下列句子，並將符合句子描述的圖片連起來

1. I am thirsty.

2. He is sick.

3. I am tired.

4. She is cute.



照圖示填寫正確的單字

- 1. cute      2. hungry      3. sick      3. angry

## Lesson 22

根據圖片重新正確排列每一題的字母，拼出正確的單字。

- ① parent    ② cousin    ③ live

## Lesson 23


唸出下列句子，並將符合句子描述的圖片連起來

1. I like vegetables.    ●    ●

2. She likes pork.    ●    ●

3. He likes hot dogs.    ●    ●

4. We like beef.    ●    ●




The image shows four illustrations on the right side: a hot dog, a head of lettuce, a pig's head, and a piece of beef. Lines connect the sentences to the illustrations: 1. I like vegetables. connects to the lettuce; 2. She likes pork. connects to the pig's head; 3. He likes hot dogs. connects to the hot dog; 4. We like beef. connects to the piece of beef.

## Lesson 24

連連看，把與單字相符的圖片連起來

1.    2.    3.    4.    5.



●    ●    ●    ●    ●

●    ●    ●    ●    ●

candy    cookie    pizza    hamburger    bread

The image shows five illustrations: 1. a plate of cookies, 2. a piece of candy, 3. a loaf of bread, 4. a slice of pizza, and 5. a hamburger. Lines connect the illustrations to the words below: 1. connects to cookie; 2. connects to candy; 3. connects to bread; 4. connects to pizza; 5. connects to hamburger.

### Lesson 25

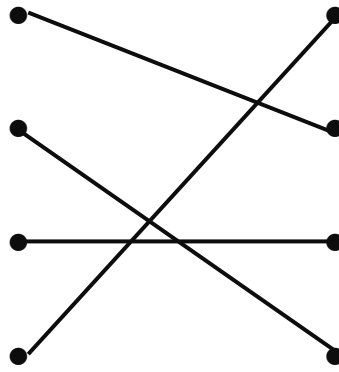
唸出下列句子，並將符合圖片內容的句子連起來

1. He can sing.

2. He can fly.

3. I can dance.

4. You can swim.



完成句子填空

1. Yes, can, can swim

2. No, can't, can't dance

### Lesson 27

聽完老師唸出的下列詞組，再依序完成單字填空

1. sing a song

2. play the plano

3. play the guitar

### Lesson 28

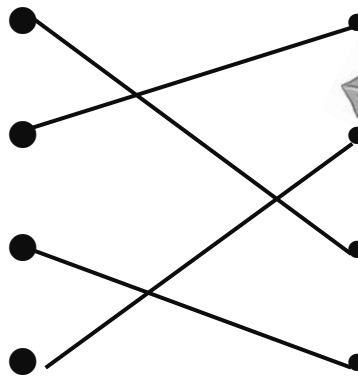
唸出下列句子，並將符合圖片內容的句子連起來

1. I can play soccer.

2. I can play baseball.

3. I can play basketball.

4. I can fly a kite.



What can he/she do? (他/她會做什麼?)

1. can play basketball    2. can play baseball.    3. can play soccer

### Lesson 29

根據圖片重新正確排列每一題的字母，拼出正確的單字。

- ① moon    ② winter    ③ fall    ④ star

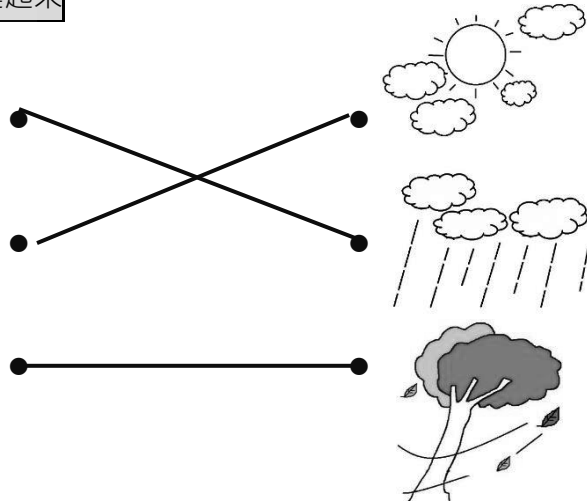
### Lesson 30

唸出下列句子，並將符合圖片內容的句子連起來

1. It's rainy in spring.

2. It's sunny in summer.

3. It's windy in fall.



### Lesson 31

依據老師唸出的句子，圈出正確的字，並將單字填入空格內

1. When    2. How    3. Who    4. What

### Lesson 32

聽完老師唸出的下列詞組，再依序完成單字填空

1. on    2. There, under    3. There, in    4. to, by    5. with    6. for

### Lesson 33

唸出第一部分的句子，再完成第二部份的句子填空

(二) 句子填空：看圖回答問題，並與同學對話練習

1. coat      2. T-shirt

句子填空：依下列單字提示填入與圖示相符的單字，完成句子

1. T-shirt      2. coat      3. jacket

### Lesson 34

唸出第一部分的句子，再完成第二部份的句子填空

(二) 句子填空：看圖回答問題，並與同學對話練習

1. hat      2. comb

### Lesson 35

單字填空：聽老師唸過單字一次後，填入單字的字首

1. tooth      2. foot      3. lips      4. back      5. finger      6. neck

### Lesson 36

先唸出下列母音與音組，再完成單字拼寫

(一)

1. Sunday      2. Monday      3. Wednesday  
4. Saturday      5. Friday

(二)

6. weekend      7. Thursday  
8. Tesday

依下列圖示，完成下列句子

1. Monday      2. Friday      3. Wednesday      4. Saturday      5. Sunday

## Lesson 37

根據下列中文句意，選出正確的英文句子

1. (A)    2. (B)    3. (A)    4. (A)

## Lesson 38

唸出下列句子，並將符合圖片內容的句子連起來

1. She is my classmate.

2. It is my classroom.

3. I like English.

4. It is my picture.



## Lesson 39

聽寫，老師會唸出句子，請依老師所唸的字詞，完成句子填空

1. say    2. questions    3. talking    4. speak    5. problem

## Lesson 40

聽寫，老師會唸出句子，請依老師所唸的字詞，完成句子填空

1. clean    2. Wash    3. meet    4. help    5. use

## Lesson 41

聽寫，老師會唸出句子，請依老師所唸的字詞，完成句子填空

1. handsome    2. beautiful    3. great    4. some    5. fun



## Lesson 42

選出與圖片相符的單字並完成填空

(A) living room

(B) kitchen

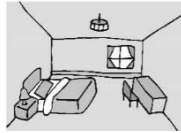
(C) bathroom

(D) bedroom

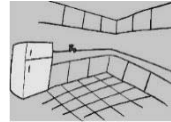
1. ( C )




2. ( D )



3. ( B )



4. ( A )



唸出第一部分的句子，再完成第二部份的句子填空

(二) 句子填空：看圖回答問題，並與同學對話練習

1. in the living room

2. She, in the bedroom.

聽寫，老師會唸出句子，請依老師所唸的字詞，完成句子填空

1. rooms

2. living room

3. bed

4. door

5. toy

## Lesson 43

唸出第一部分的句子，再完成第二部份的句子填空

(二) 句子填空：看圖回答問題，並與同學對話練習

1. a telephone

2. a fan

## Lesson 44

看圖回答問題

1. going to the hospital

2. going to the bookstore

3. going to the park

4. going to the farm

## Lesson 45

聽寫，老師會唸出句子，請依老師所唸的字詞，完成句子填空

1. flowers

2. dream

3. hundred

4. trip

5. MRT



# Boyo Fun English 400 Words



博幼社會福利基金會  
BOYO SOCIAL WELFARE FOUNDATION

## 捐款方式

▶ 郵政劃撥捐款

戶名：博幼基金會 帳號：22482053

▶ 電子發票捐贈

博幼愛心碼—131

## 洽詢方式

▶ 電話：049-2915055

傳真：049-2915033

▶ 信箱：bo.yo@ecp.boyo.org.tw

官網：www.boyo.org.tw

School: \_\_\_\_\_

Class: \_\_\_\_\_

Name: \_\_\_\_\_